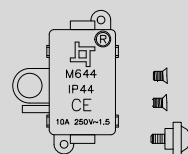
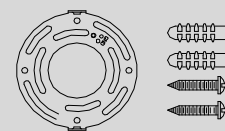
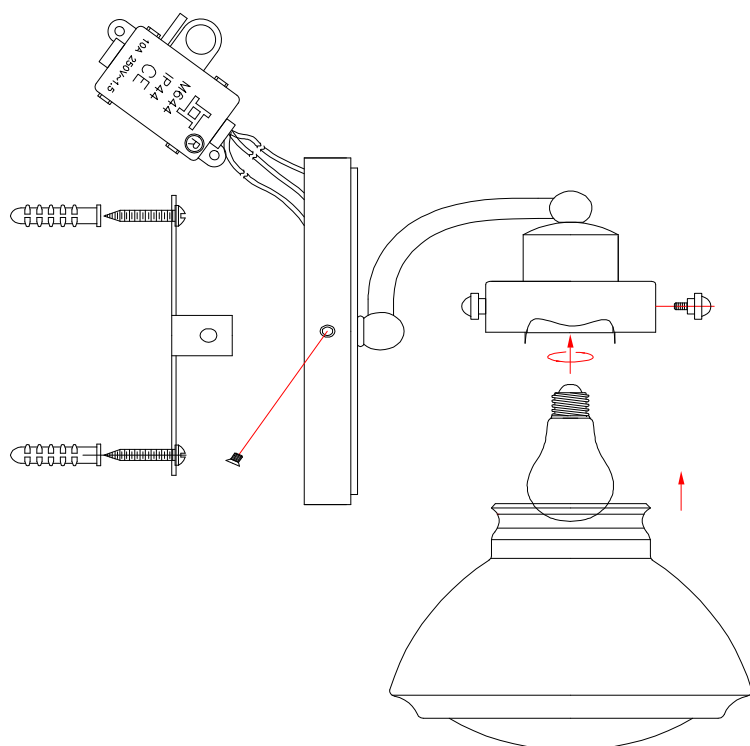


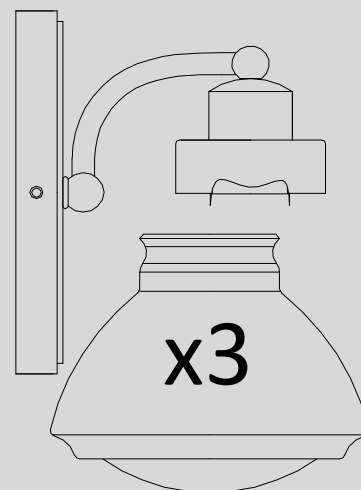


**Please install the fixture
onto a sufficiently
strong, load bearing
surface**

**See wiring instructions for
electrical assistance**



x9



x3




x3

3 x MAX 60W E27 NOT SUPPLIED

**If this product is being installed in a bathroom or a location
where the product will be exposed to high levels of moisture,
you should apply a silicone seal around the back-plate/
canopy.**




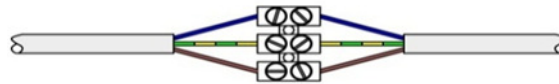
Before starting the electrical work or connecting your light you will need to switch off your power supply at the fuse box (consumer unit). Either the miniature circuit breaker (MCB) can be turned off for the circuit for your light (it is suggested to apply RED insulating tape over the MCB to prevent it from being accidentally turned on). Or the main switch can be turned off, the circuit fuse removed, and the main switch turned on again to restore power to the rest of the house.

| | | |
|--------------------------|---------------------------|---|
| GREEN/YELLOW | Earth |  |
| BROWN | Live |  |
| BLUE | Neutral |  |
| BLUE with brown sleeving | Switch wire with sleeving | |

Live wires can also sometimes be signified by a RED wire 

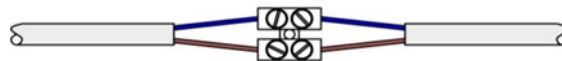
Neutral wires can also sometimes be signified by a white or black wire 

CLASS I Luminaires (Earthed) - Connect the brown wire from the luminaire to the supply live wire (red or brown). Connect the blue wire to the supply neutral wire (black or blue). Connect the green/yellow wire to the supply earth wire (green/yellow) or connect the supply earth to the luminaire earth terminal marked: 



CLASS II Luminaires (Not earthed) - These luminaires are double insulated and have the symbol: 

These fittings do not have to be connected to the supply earth. Make sure that the basic insulation of the supply wiring cannot contact touchable metal. Connect the brown wire from the luminaire to the supply live wire (red or brown). Connect the blue wire to the supply neutral wire (black or blue). Isolate the supply earth wire.



Recycling



Please try to recycle electrical products and components. Check with Local Authority or Retailer for recycling advice.